

SUBMITTAL/TECHNICAL DATA SHEET





STANDARD OPTIONS

- MATERIAL:**
Lightweight fiberglass-reinforced gypsum
- HINGE:**
No hinge. Gravity based closure and removable door.
- LOCK / LATCH:** None
- FINISH:**
Rounded corners (radius finish). To be primed and painted on site.
- OLD SIZES AVAILABLE:**
Non-stocked doors manufactured in 15 business days.
- PACKAGING:**
- Individually wrapped
 - 4 doors per box
 - Pre assembled

FEATURES

- Square corners
- Hinges
- Cylinder or screwdriver latch or round door
- Gasketing (neoprene gasket)

For a complete list of options visit www.AccessDoorsAndPanels.com

Scan  or  Click



To view Pricing and Additional Product Info.

LEED READY: THIS PRODUCT CONTRIBUTES TO LEED® CREDITS



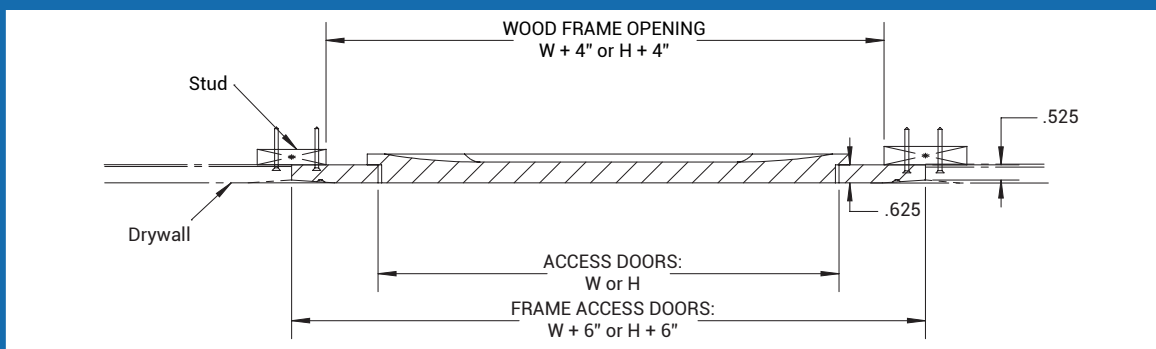
SKU: **GFRG PUR**

GLASS FIBER REINFORCED GYPSUM ACCESS DOOR PUSH UP RADIUS CORNERS

FOR DRYWALL CEILING ONLY

INSTALLATION

>> [CLICK TO VIEW ADDITIONAL DETAILS AND PRICING <<](#)

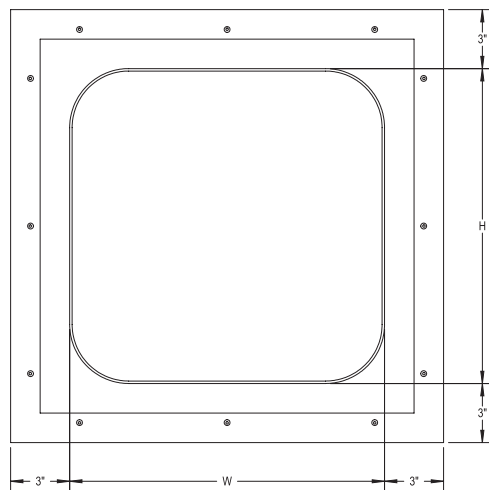


DIMENSIONS AND APPEARANCE

STANDARD SIZES:

DOOR SIZE W x H INCHES (MM)	WEIGHT	
	LBS	KG
9 x 9 (229 x 229)	6.00	2.72
12 x 12 (304 x 304)	8.00	3.63
16 x 16 (406 x 406)	10.0	4.54
18 x 18 (457 x 457)	11.0	4.99
24 x 24 (609 x 609)	16.0	7.26

Rough wall opening = door size + 6"



PROJECT DATA

Custom Sizes Available - Fast!

PROJECT NAME :	QTY	W	H	OPTIONS
ARCHITECT :				
DEALER :				
CONTRACTOR :				
LOCATION :	SPECIAL INSTRUCTIONS :			
DATE :	SUBMITTAL APPROVAL : (signature or stamp)			
TAGGING INSTRUCTIONS :				



TELEPHONE:
1-888-457-1275
FAX:
1-888-626-2907



PO BOX 66738 #76520,
SAINT LOUIS, MO
63166-6738
USA



WEBSITE:
www.AccessDoorsAndPanels.com
E-MAIL:
info@AccessDoorsAndPanels.com